

## C O I N S

\*\*\*



## Presto explains an original move destined to become a standard.

Earl "Presto" Johnson has been a professional entertainer for over twenty-five years. He's worked everything from the circus to Hubert's Museum to the New York State Opera at Lincoln Center. He has performed at the Apollo Theater, the New York State Theater and at Wolf Trap. He was with Ringling Brothers' Barnum and Bailey Circus and with Clyde Beatty and Hoxi Brothers Circus. He is one of the few magicians to play the Lambs Club and the Metropolitan Museum of Art in New York.

Very few contemporary magicians possess the vast and intimate knowledge of the magic world that Johnson brings to all of his performances. Even fewer have the ability to present their material with his charm, vitality, and ever-present good humor.

Try this move with two coins, then imagine how difficult it must be with four dice. That's the way Johnson has done it countless times — all in good fun of course.



# PRESTO-CHANGO

The coin to be switched is concealed in the right hand in classic palm position. (This coin we will call the copper coin from now on.) The only coin of which the audience is aware sits on the table. (This coin we will call the half dollar.) With the right hand palm down, the half dollar is picked up between the thumb and two middle fingers of the right hand. Grasp it in such a manner that if the thumb is released from the coin it will remain balanced on the two middle fingers without falling off (see figure 1). The

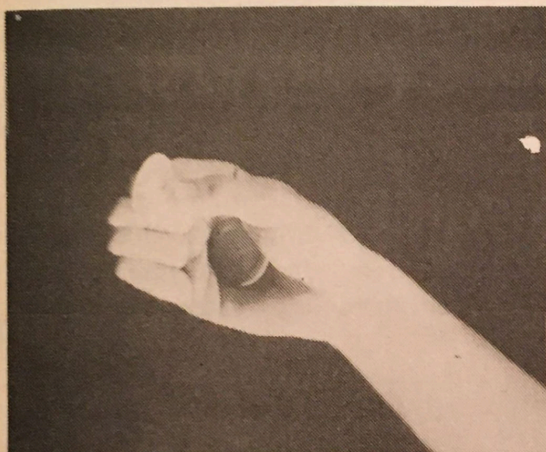


Figure 1

thumb is released and the fingers are closed into a half-fist with the fingers being pushed straight back as far as possible. The palmed copper coin is now released. It will fall to the base of the fingers without hitting the half dollar (figure 2). You now have a half dollar

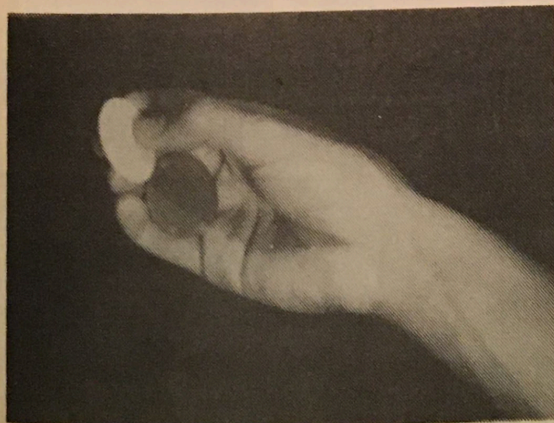


Figure 2

★ resting on the tips of the fingers and the copper coin resting at the base. The half dollar is now pressed up into classic palm position from which the copper was just released (figure 3). You now hold the copper coin where the half dollar originally was (figure 4). Toss it into the left fist, say a few magic words, open the hand and show it changed.

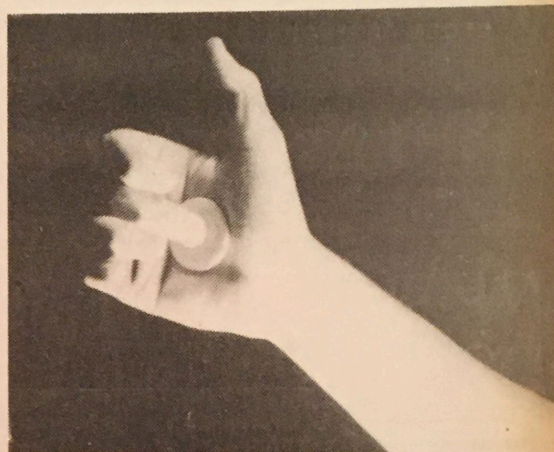


Figure 3




Figure 4

This all must be done in one motion so that it appears that the coin is simply picked up by the right hand and tossed to the left. It takes a bit of practice, but that's what good magic is all about.

★

